

**CALCULATED
INDUSTRIES**

WHEEL MASTER PROTM 12

FEET-INCH MEASURING WHEEL—12.5" DIAMETER WHEEL




**2 YEAR
WARRANTY**

The **WHEEL MASTER PRO 12** is a commercial-grade measuring wheel designed for professionals. The balanced center-line design is easy to use, lightweight and folds to half size for convenient transport and storage. Well-built and ergonomically designed, it will give you dependable, accurate results you can count on for years to come.


- Pistol grip handle for ergonomic comfort
- Easy-to-read magnified counter measures up to 9,999 feet, 11 inches
- Center-line design for balance and accuracy
- Built-in carrying handle for easy portability
- Hand brake on pistol grip for precise measuring
- Sealed, gear-driven transmission for durability
- Re-set the counter from grip handle or counter unit
- Convenient, sturdy flip-down kickstand
- 12.5" diameter heavy-duty wheel
- Folds to half size (from 38" to 19") for easier storage
- Includes backpack carrying case

Great for:

Contractors, Estimators,
Engineers, Landscapers, Paving
Contractors, Real Estate Pros,
Appraisers, Utility Personnel,
Surveyors, Police Work, Facility
Engineers, Telecommunications
Contractors; Fencing, Flooring
and Janitorial Specialists



**Includes
Backpack
Carrying
Case**




Model 6540



**CALCULATED
INDUSTRIES**

4840 Hytech Drive, Carson City, NV 89706
1-800-854-8075 • www.calculated.com



WHEEL MASTER PROTM 12

Model 6540

Display: 6 digits, up to 9,999 feet,
11 inches (3048 m)

Accuracy: 99.7% (+/- 1" in 30')

Warranty: Two-year limited warranty

Box Weight and Dimensions:

6.45 pounds (2.9 kg)
27.25 x 13 x 7 inches
(54 x 33 x 17.8 cm)

Product Length:

Extended: 38 inches (96.5 cm)
Folded: 19 inches (48.3 cm)

Wheel Size:

12.5 inches dia. (31.8 cm)
39.3 inches circ. (32 cm)

**Hinged Extension Handle with
EZ Folding System**

Protected Gear Transmission

Center-Line Design

Built-in Kickstand

Reflective Safety Tape


Backpack Carrying Case

Note: The Wheel Master is an estimating tool used to measure linear distances. It will measure up to 9,999 feet, 11 inches. Under ideal conditions it is accurate to within 1 inch every 30 feet. Discrepancies may occur on up-and-down surfaces or if the user does not follow a straight path when measuring.

WHEEL MASTERTM SERIES




WHEEL MASTER PROTM 12
#6540



WHEEL MASTER CLASSICTM 12
#6530



WHEEL MASTER 4DTM
#6435



WHEEL MASTER 4STM
#6410