

WHEEL MASTER CLASSICTM₁₂

FEET-INCH MEASURING WHEEL

The **WHEEL MASTER CLASSIC 12** is a heavy-duty measuring wheel designed for professionals. It is easy to use, lightweight, affordable and folds to half size for convenient transport and storage. Well-built and ergonomically designed, it will give you dependable, accurate results you can count on for years to come.

- Pistol grip handle for ergonomic comfort
- Reflective tape for safety
- Easy-to-read magnified counter measures up to 9,999 feet, 11 inches
- 12.5" diameter heavy-duty wheel
- Convenient, sturdy flip-down kickstand
- Folds to half size (from 41" to 22") for easier storage

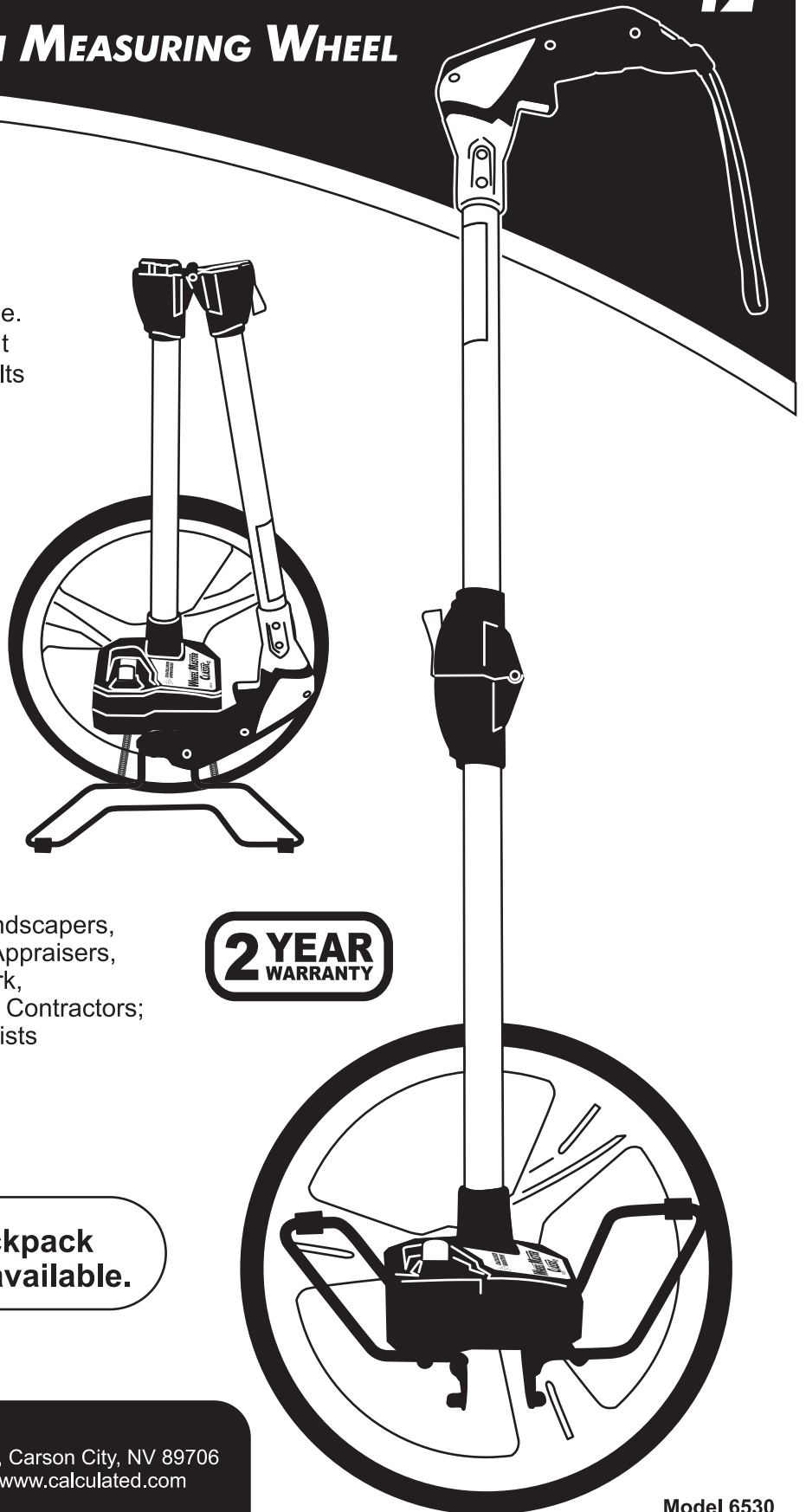
Great for:

Contractors, Estimators, Engineers, Landscapers, Paving Contractors, Real Estate Pros, Appraisers, Utility Personnel, Surveyors, Police Work, Facility Engineers, Telecommunications Contractors; Fencing, Flooring and Janitorial Specialists

**2 YEAR
WARRANTY**



Optional backpack carrying case available.



WHEEL MASTER CLASSICTM₁₂

Model 6530

Display:

6 digits, up to 9,999 feet,
11 inches (3048 m)

Accuracy:

99.7% (+/- 1" in 30')

Warranty:

Two-year limited warranty

Box Weight and Dimensions:

4.25 pounds (1.9 kg)*
21.25 x 13 x 7 inches
(54 x 33 x 17.8 cm)

Product Length:

Extended: 41 inches (104 cm)
Folded: 22 inches (55.9 cm)

Wheel Size:

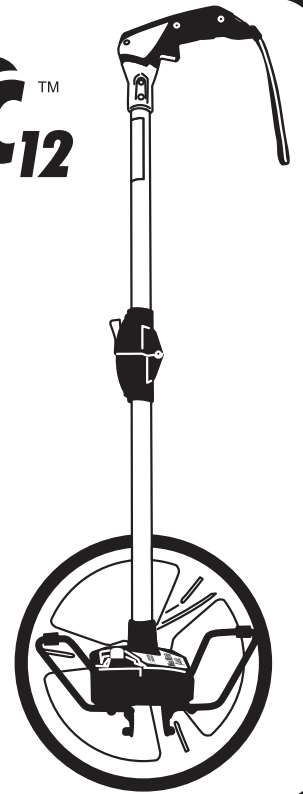
12.5 inches dia. (31.8 cm)
39.3 inches circ. (99.8 cm)

**Hinged Extension Handle with
EZ Folding System**

Built-in Kickstand


Reflective Safety Tape

Note: The Wheel Master is an estimating tool used to measure linear distances. It will measure up to 9,999 feet, 11 inches. Under ideal conditions it is accurate to within 1 inch every 30 feet. Discrepancies may occur on up-and-down surfaces or if the user does not follow a straight path when measuring.



*Not including the optional backpack carrying case.

WHEEL MASTERTM SERIES



4840 Hytech Drive, Carson City, NV 89706 U.S.A.
1-800-854-8075 • sales@calculated.com • www.calculated.com